

---

---

---

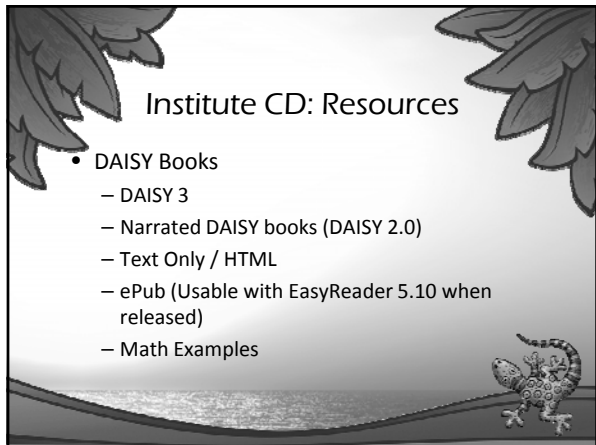
---

---

---

---

---



---

---

---

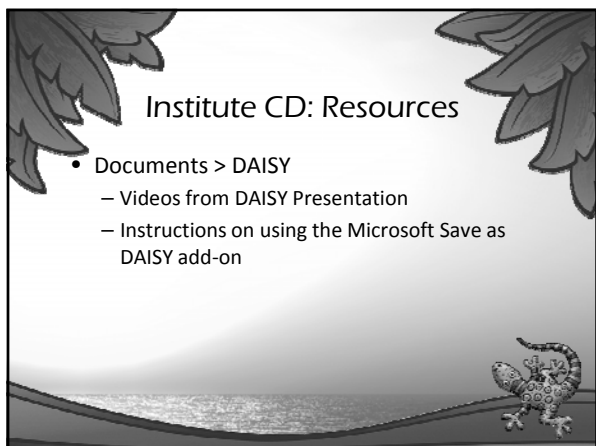
---

---

---

---

---



---

---

---

---

---


---

---

---

Institute CD: Software

- gH Player Trial
- Dolphin EasyReader Trial
- AMIS reader (for Windows)
- Olearia reader (for Mac)
- DAISY Translator / Save as DAISY Add-on for MS Word
- DAISY Translator / Save as DAISY Add-on OpenOffice



---

---

---

---

---

---


---

---

Institute 2009 Wiki: DAISY

- Videos
- Resources
- Software
- Hardware

<http://institute2009.wikispaces.com/Daisy>



---

---

---

---

---



---

---

---

Why DAISY?

- Video demonstrating the benefits of DAISY books.



---

---

---

---

---

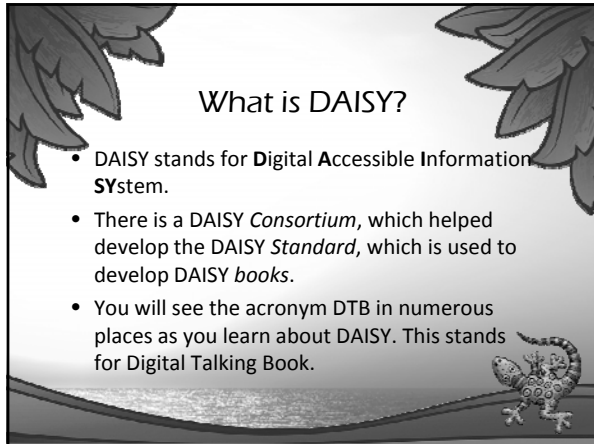
---

---

---

### What is DAISY?

- DAISY stands for **D**igital **A**ccessible Information **S**ystem.
- There is a DAISY *Consortium*, which helped develop the DAISY *Standard*, which is used to develop DAISY *books*.
- You will see the acronym DTB in numerous places as you learn about DAISY. This stands for Digital Talking Book.



---

---

---

---

---

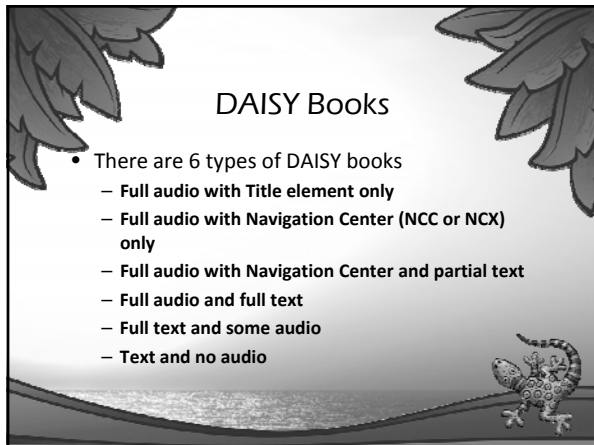
---

---

---

### DAISY Books

- There are 6 types of DAISY books
  - Full audio with Title element only
  - Full audio with Navigation Center (NCC or NCX) only
  - Full audio with Navigation Center and partial text
  - Full audio and full text
  - Full text and some audio
  - Text and no audio



---

---

---

---

---

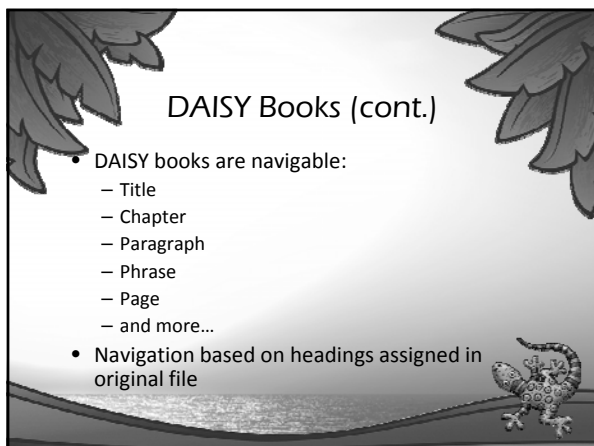
---

---

---

### DAISY Books (cont.)

- DAISY books are navigable:
  - Title
  - Chapter
  - Paragraph
  - Phrase
  - Page
  - and more...
- Navigation based on headings assigned in original file



---

---

---

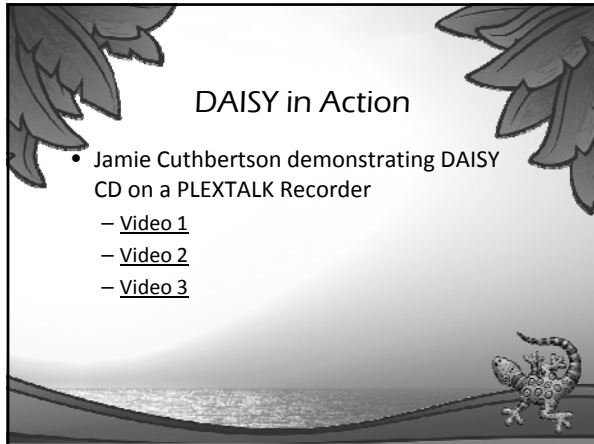
---

---

---

---

---



DAISY in Action

- Jamie Cuthbertson demonstrating DAISY CD on a PLEXTALK Recorder
  - [Video 1](#)
  - [Video 2](#)
  - [Video 3](#)

The slide features a decorative background with stylized leaves in the corners and a lizard illustration in the bottom right corner.

---

---

---

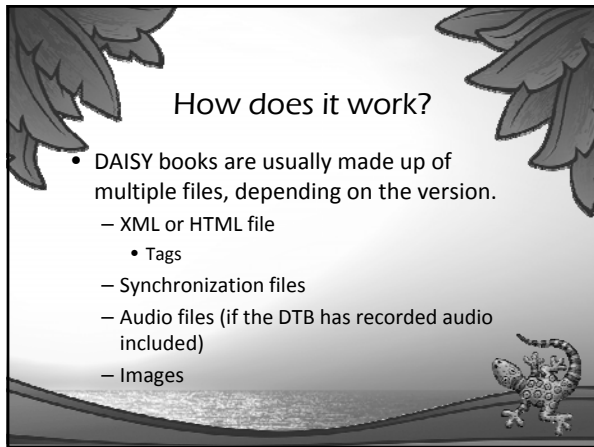
---

---

---

---

---



How does it work?

- DAISY books are usually made up of multiple files, depending on the version.
  - XML or HTML file
    - Tags
  - Synchronization files
  - Audio files (if the DTB has recorded audio included)
  - Images

The slide features a decorative background with stylized leaves in the corners and a lizard illustration in the bottom right corner.

---

---

---

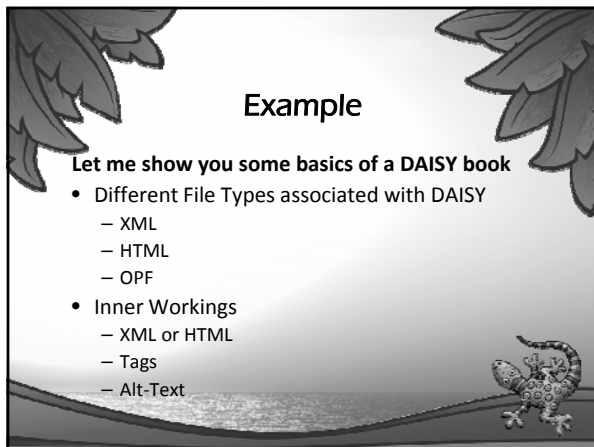
---

---

---

---

---



Example

**Let me show you some basics of a DAISY book**

- Different File Types associated with DAISY
  - XML
  - HTML
  - OPF
- Inner Workings
  - XML or HTML
  - Tags
  - Alt-Text

The slide features a decorative background with stylized leaves in the corners and a lizard illustration in the bottom right corner.

---

---

---

---

---

---

---

---

Save as DAISY add-on

- Download and install Save as DAISY add-on
- Create a File storage system
  - Primary DAISY Book Folder
  - Folders for each individual book created, located within primary folder
- Create your document



---

---

---

---

---

---

---

---

Save as DAISY add-on

- Style the areas/headings you want to use for navigation (Level 1, Level 2, Level 3, etc.)
- Keyboard shortcuts available for first 3 levels.
  - CTRL+Alt+1 (= Level 1)
  - CTRL+Alt+2 (= Level 2)
  - CTRL+Alt+3 (= Level 3)



---

---

---

---

---

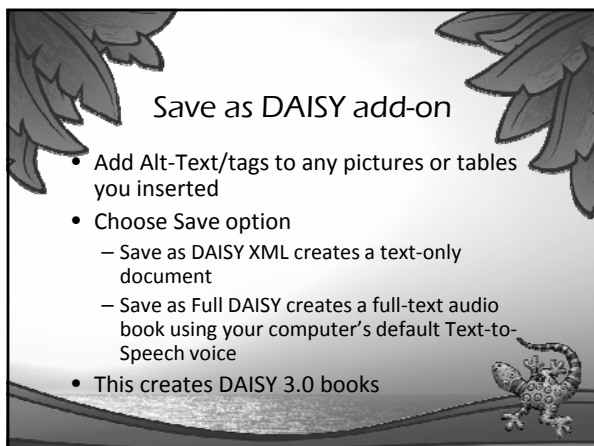
---

---

---

Save as DAISY add-on

- Add Alt-Text/tags to any pictures or tables you inserted
- Choose Save option
  - Save as DAISY XML creates a text-only document
  - Save as Full DAISY creates a full-text audio book using your computer's default Text-to-Speech voice
- This creates DAISY 3.0 books



---

---

---

---

---

---

---

---



---

---

---

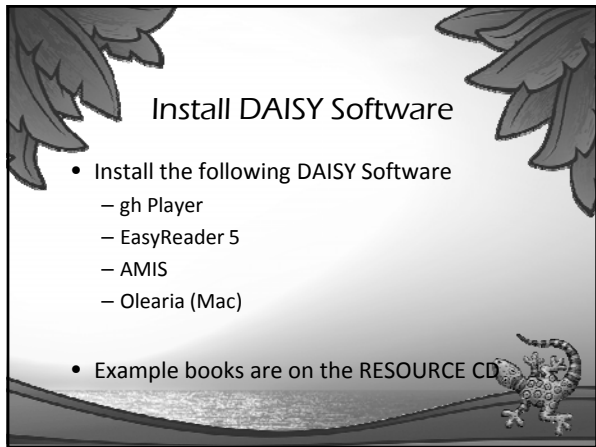
---

---

---

---

---



---

---

---

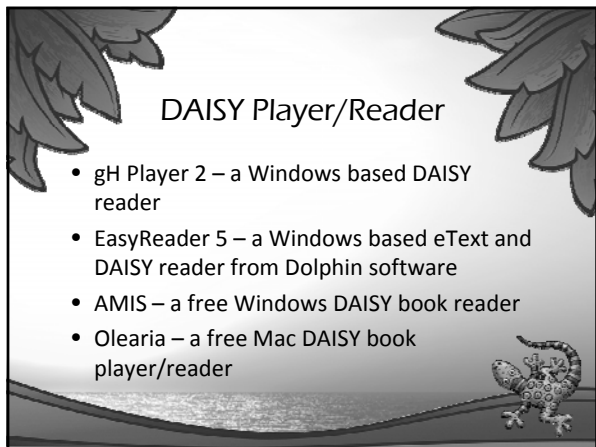
---

---

---

---

---



---

---

---

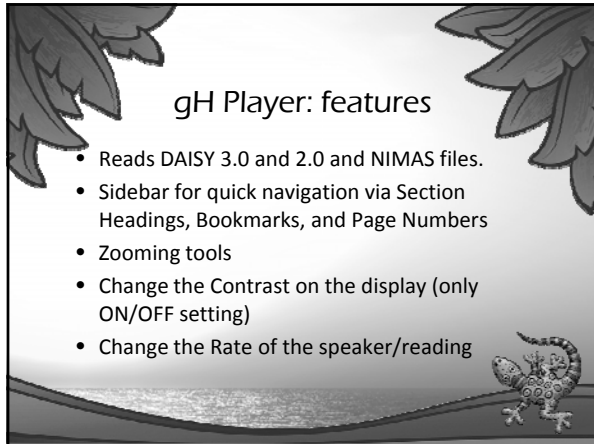
---

---

---

---

---



**gH Player: features**

- Reads DAISY 3.0 and 2.0 and NIMAS files.
- Sidebar for quick navigation via Section Headings, Bookmarks, and Page Numbers
- Zooming tools
- Change the Contrast on the display (only ON/OFF setting)
- Change the Rate of the speaker/reading

The slide features a decorative background with stylized leaves in the corners and a small lizard illustration in the bottom right corner.

---

---

---

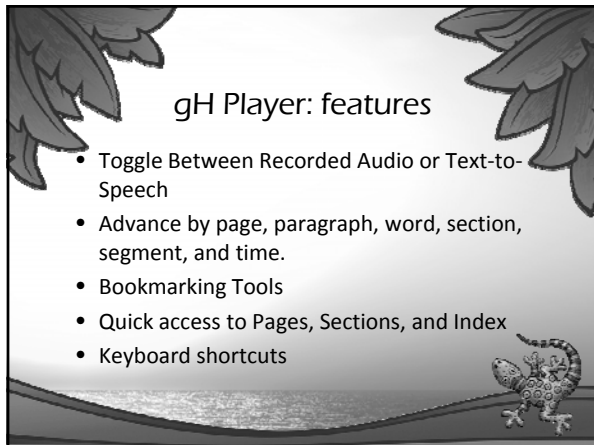
---

---

---

---

---



**gH Player: features**

- Toggle Between Recorded Audio or Text-to-Speech
- Advance by page, paragraph, word, section, segment, and time.
- Bookmarking Tools
- Quick access to Pages, Sections, and Index
- Keyboard shortcuts

The slide features a decorative background with stylized leaves in the corners and a small lizard illustration in the bottom right corner.

---

---

---

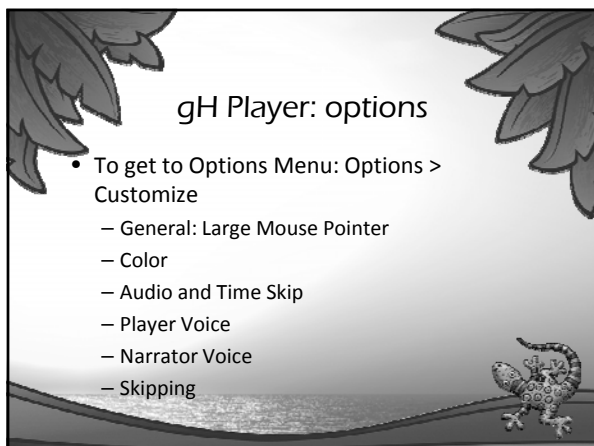
---

---

---

---

---



**gH Player: options**

- To get to Options Menu: Options > Customize
  - General: Large Mouse Pointer
  - Color
  - Audio and Time Skip
  - Player Voice
  - Narrator Voice
  - Skipping

The slide features a decorative background with stylized leaves in the corners and a small lizard illustration in the bottom right corner.

---

---

---

---

---

---

---

---



---

---

---

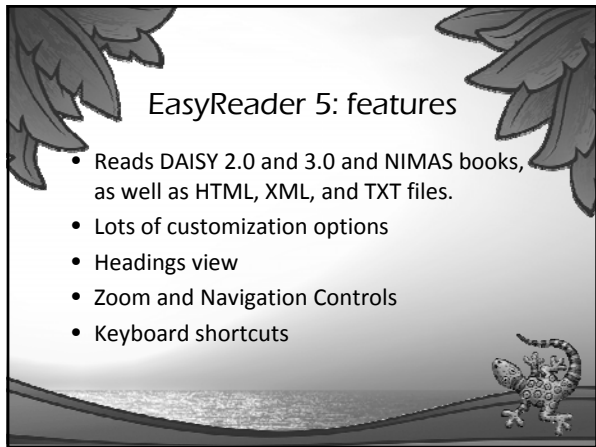
---

---

---

---

---



---

---

---

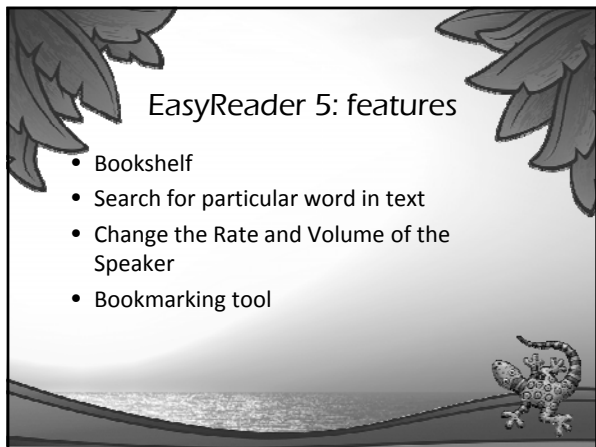
---

---

---

---

---



---

---

---

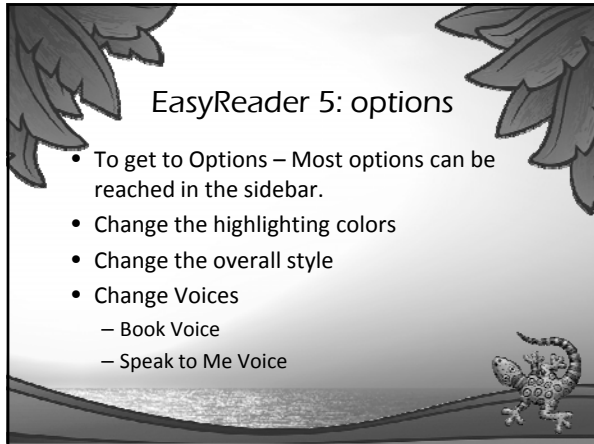
---

---

---

---

---



EasyReader 5: options

- To get to Options – Most options can be reached in the sidebar.
- Change the highlighting colors
- Change the overall style
- Change Voices
  - Book Voice
  - Speak to Me Voice

---

---

---

---

---

---

---

---



Explore EasyReader

---

---

---

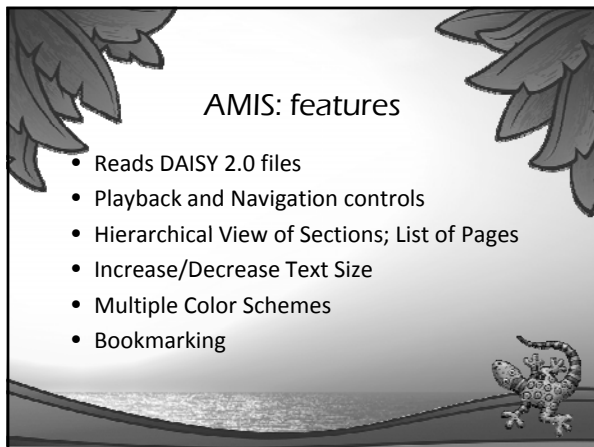
---

---

---

---

---



AMIS: features

- Reads DAISY 2.0 files
- Playback and Navigation controls
- Hierarchical View of Sections; List of Pages
- Increase/Decrease Text Size
- Multiple Color Schemes
- Bookmarking

---

---

---

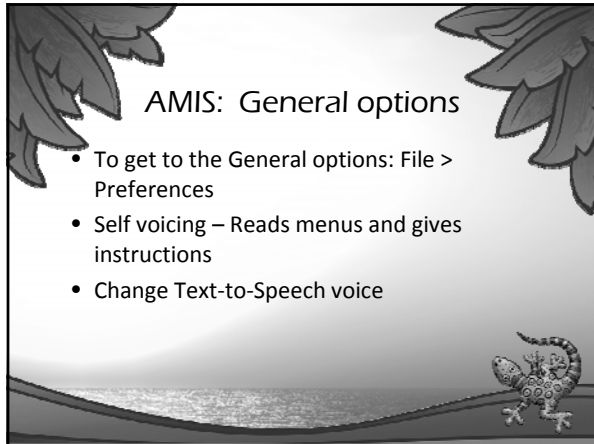
---

---

---

---

---



AMIS: General options

- To get to the General options: File > Preferences
- Self voicing – Reads menus and gives instructions
- Change Text-to-Speech voice

The slide features a decorative border with stylized leaves in the top corners and a small lizard illustration in the bottom right corner. The background is a light gradient with a wavy line at the bottom.

---

---

---

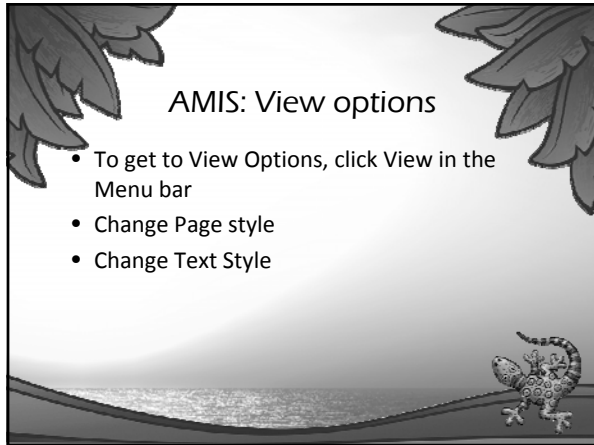
---

---

---

---

---



AMIS: View options

- To get to View Options, click View in the Menu bar
- Change Page style
- Change Text Style

The slide features a decorative border with stylized leaves in the top corners and a small lizard illustration in the bottom right corner. The background is a light gradient with a wavy line at the bottom.

---

---

---


---

---

---

---

---



Explore AMIS

The slide features a decorative border with stylized leaves in the top corners and a small lizard illustration in the bottom right corner. The background is a light gradient with a wavy line at the bottom.

---

---

---

---

---

---

---

---

Olearia: features

- Very basic interface
- Playback and Navigation Controls.
- Plays only Audio or Text & Audio DAISY files
- No text display
- No bookmarking
- Currently in BETA = fewer features available

The slide features a decorative background with stylized leaves in the top corners and a small lizard illustration in the bottom right corner. The text is centered and left-aligned.

---

---

---

---

---

---

---

---

Olearia: options

- Sound – Volume and Rate controls
- Voice – Change Text-to-Speech Voice
- View – High Contrast icons

The slide features a decorative background with stylized leaves in the top corners and a small lizard illustration in the bottom right corner. The text is centered and left-aligned.

---

---

---

---

---

---

---

---

Institute 2009 Wiki: DAISY

- Videos
- Resources
- Software
- Hardware

<http://institute2009.wikispaces.com/Daisy>

The slide features a decorative background with stylized leaves in the top corners and a small lizard illustration in the bottom right corner. The text is centered and left-aligned.

---

---

---

---

---

---

---

---