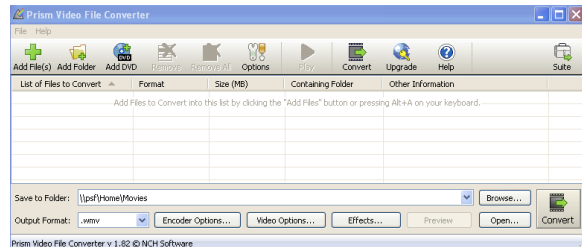


# Prism

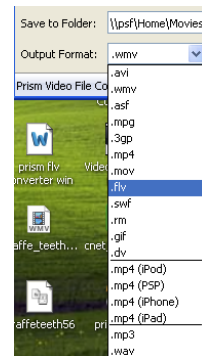
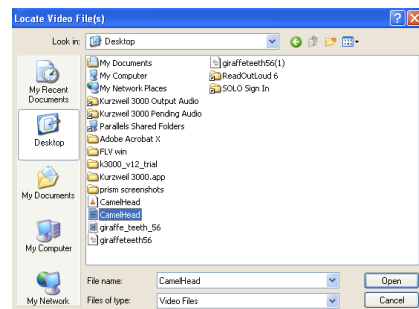
## Prism File Converter Interface

- All the tools are labeled for easy operation



## Convert Video File to FLV Extension

- Click on the "Add Files" Icon
- After clicking the icon, a popup window will appear
- Navigate this popup to find your desired file
- In this case the video is on "Desktop"
- Select it, then Click "Open"
- You will return to the original interface
- Choose you output format
- Click the drop down arrow
- Select flv or your desired output



- Click "Convert"
- Wait until this process is completed

